



WORKBOOK 06 LESSON 08

TRANSLATE ACCORDINGLY

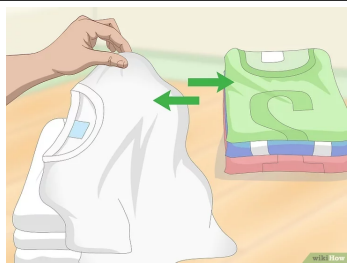
- In my opinion you shouldn't park your car here. Many cars have been stolen at (in) this place.
NA MINHA OPINIÃO VOCÊ NÃO DEVERIA ESTACIONAR SEU CARRO AQUI. MUITOS CARROS TEM SIDO ROUBADOS NESTE LUGAR.
- Minha cunhada se arrepende de ter comprado este ventilador. Ela disse que não funciona muito bem.
MY SISTER-IN-LAW REGRETS HAVING BOUGHT THIS FAN. SHE SAID IT DOESN'T WORK VERY WELL.
- Have you seen the stapler anywhere? No, I haven't, why?
VOCÊ VIU O GRAMPEADOR EM ALGUM LUGAR? NÃO, NÃO VI, POR QUE?
- Você poderia me ajudar a preparar a salada de pepino, por favor? Está bem, mas eu não sou muito bom em cozinhar.
COULD YOU HELP ME FIX THE CUCUMBER SALAD, PLEASE? ALRIGHT, BUT I'M NOT VERY GOOD AT COOKING.
- John, come on! It's your turn do draw a card! Don't you know how to play?
JOHN, VAMOS LÁ! É SUA VEZ DE TIRAR UMA CARTA! VOCÊ NÃO SABE JOGAR?
- Desculpe ter dito aquelas coisas para você. Foi um engano terrível e eu estava muito nervoso.
SORRY FOR HAVING SAID THOSE THINGS TO YOU. IT WAS A TERRIBLE MISTAKE AND I WAS VERY NERVOUS.
- The little indian was saved by his father. He fell in the lake when he was playing near it.
O PEQUENO ÍNDIO FOI SALVO PELO PAI DELE. ELE CAIU NO LAGO QUANDO ELE ESTAVA BRINCANDO PERTO DELE.
- Por que você desligou o telefone? Eu queria falar com ele sobre o prefeito.
WHY DID YOU HANG UP THE PHONE? I WANTED TO TALK TO HIM ABOUT THE MAYOR.
- They didn't laugh at my joke. I think they are too serious.
ELES NÃO RIRAM DA MINHA PIADA. EU ACHO QUE ELES SÃO SÉRIOS DEMAIS.
- Johnny, não brinque com esta faca. A lâmina dela é muito afiada.
JOHNNY, DO NOT PLAY WITH THIS KNIFE. ITS EDGE IS TOO (VERY) SHARP.
- I'm fed up with you. You're always complaining about something.
ESTOU FARTO DE VOCÊ. VOCÊ ESTÁ SEMPRE RECLAMANDO DE ALGUMA COISA. ESTOU FARTO DE VOCÊS. VOCÊS ESTÃO SEMPRE RECLAMANDO DE ALGUMA COISA.
- 🗨️ O que você vai fazer amanhã à noite? Nada, eu acho, por que?
WHAT ARE YOU GOING TO DO TOMORROW NIGHT? NOTHING, I THINK, WHY?
- I'm really sorry for not having saved a seat for you. As matter of fact, I arrived late.
REALMENTE SINTO POR NÃO TER GUARDADO UM LUGAR PARA VOCÊ. ALIÁS, EU CHEGUEI TARDE.

COMPLETE ACCORDINGLY

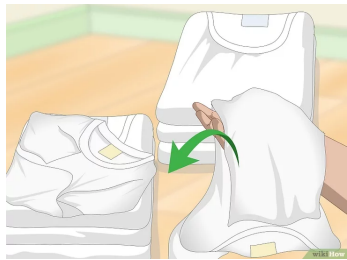
(EITHER COMPLETE THE SENTENCE OR MAKE OTHER SENTENCE TO GO WITH THEM)

- If I said "Don't those women look weird?", you would say...
I THINK THEY ARE FOREIGNERS.
- If I said "You're stepping on my foot.", you would say...
SORRY, MY BAD. I WON'T DO THAT AGAIN.
- If I said "I never have time for anything.", you would say...
I THINK YOU SHOULD TRY TO ORGANIZE YOUR TO DO LIST THE NIGHT BEFORE.
- If I said "Where can I park the car?", you would say...
YOU'D BETTER LOOKING FOR A PARKING LOT.
- If I said "If you don't mind, I'm leaving.", you would say...
PLEASE, STAY A LITTLE LONGER, IT'S STILL EARLY.
- If I said "Aren't you smelling something?", you would say...
THERE IS A SMELL OF BURNING IN THE KITCHEN, ISN'T THERE?
- If I said "Those books aren't mine.", you would say...
SO THEN I'LL THROW THEM AWAY.
- If I said "What are you doing tomorrow?", you would say...
I DON'T KNOW YET. WHAT DO YOU THINK ABOUT GOING TO THE MOVIES?
- If I said "I can't help eating like this.", you would say...
NEITHER CAN I, LET'S EAT LIKE THERE IS NO TOMORROW.
- If I said "I'm taking you car to Rio with me.", you would say...
OVER ME DEAD BODY.


COMPOSITION: USE THE PICTURES AND CREATE AN "INSTRUCTION MANUAL" FOR WASHING WHITE CLOTHES



First you have to separate your white clothes from your colored ones. Otherwise you white clothes can be dyed by the colored ones.



In the second step you have to make piles with your white clothes, sorting them based on the kind of fabric they are made. (If you have any doubt in this part, look at the label)



In the third and last step before actually wash your clothes you must verify each pile and divide it, separate the clothes based on the dirty level this time.



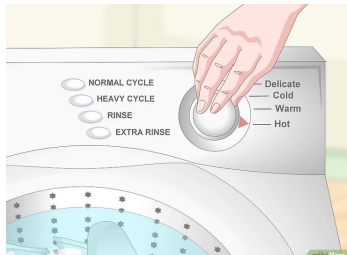
Wash each pile of clothes separately, putting them into the washing machine with the adequate amount of soap. Choose the right cycle for each pile.



Do not put more detergent than it's supposed to be used, or your clothes will get "yellowish".



If the piece of clothes is too dirty, try to remove the stain with detergent and cold water. Rubber it vigorously and let it rest for 15 minutes before putting in the washing machine.



Use the hottest temperature of water that the clothes can take.